

ICBIR36550/S/T



FEATURES

The scratch-resistant, ceramic glass induction cooking surface provides consistent, precise temperature control and nearly instantaneous temperature adjustment response

Wolf's Dual VertiCross™ convection system provides reliably even heat, reduces hot and cold spots, and enables consistent multi-rack cooking

Gourmet Mode features nearly 50 presets that automatically control the oven to ensure delicious results

Ten cooking modes, including Bake, Broil, Convection, Convection Roast, Dehydrate, Gourmet, Proof, Roast, Stone, and Warm, were developed by Wolf chefs to maximize the performance of your oven

The sleek rangetop features a striking interactive display. The full-color touch screen is intuitive, easy to read, and locks for safety and cleaning

Boost Mode delivers rapid heat for 40% faster boil times, rivaling the speed of gas and electric

The Bridge function joins two induction zones into one large area, enabling use of an induction-capable griddle, open roaster, or fish poacher

Cleaning is simple. The smooth, black ceramic glass surface resists scratching and staining, and wipes clean

The oven offers self-clean, delayed start, timed cook, and Sabbath features

The temperature probe alerts you when your dish has reached the desired temperature

The range's stainless steel construction and clean lines coordinate elegantly with a full suite of transitional style Sub-Zero and Wolf appliances

ACCESSORIES

Broiler pan

Dehydration rack set

Full-extension ball-bearing rack

Standard oven rack

Bake stone kit

Baking sheet

Filler trim

Temperature probe

Rear caster covers

Front leg extension covers

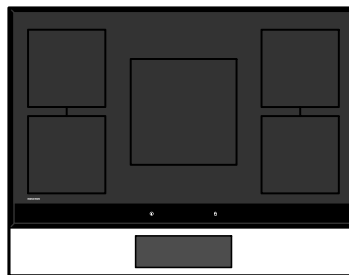
Stainless steel kickplates

Accessories available through an authorized dealer.

For local dealer information, visit subzero-wolf.com/locator.



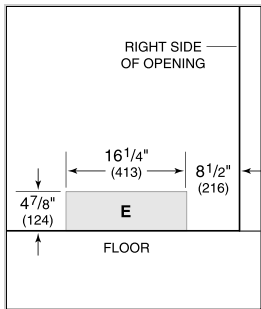
TOP CONFIGURATION



PRODUCT SPECIFICATIONS

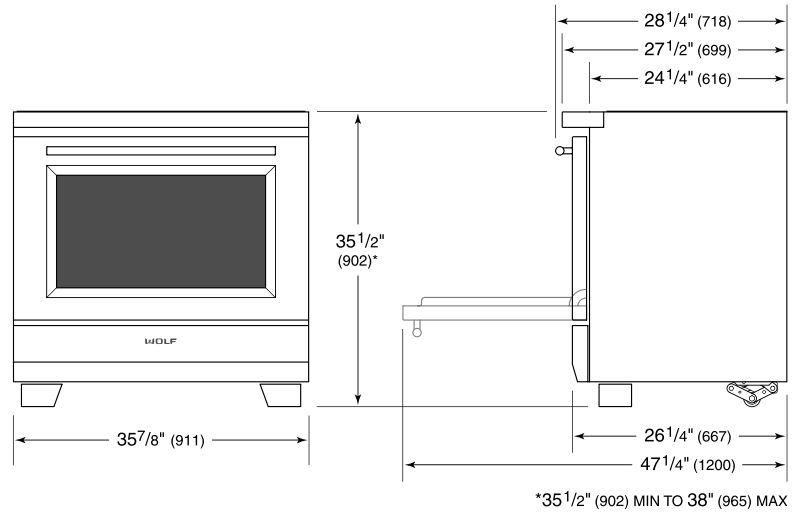
Model	ICBIR36550/S/T
Dimensions	911mmW x 902mmH x 718mmD
Oven 1 Interior Dimensions	794mmW x 444mmH x 508mmD
Oven 1 Usable Capacity	178 L
Oven 1 Overall Capacity	155 L
Door Clearance	502mm
Weight	201 kg
Electrical Supply	240/208 VAC, 60 Hz
Electrical Service	33 amp

ELECTRICAL

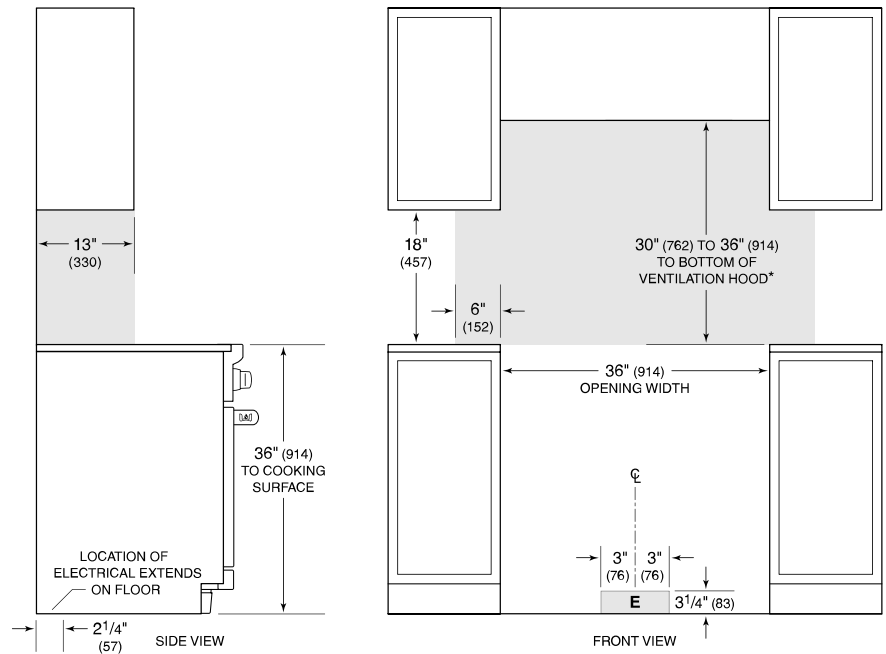


NOTE: Dimensions in parenthesis are in millimeters unless otherwise specified

DIMENSIONS



STANDARD INSTALLATION



**Without ventilation hood, 36" (914) minimum clearance countertop to combustible materials.*

NOTE: Shaded area above countertop indicates minimum clearance to combustible surfaces, combustible materials cannot be located within this area.

For island installation, 12" (305) minimum clearance back of range to combustible rear wall above countertop.