

ICBDO30CM/S



FEATURES

Rigorously tested for decades of use

Exceptional support from our Customer Care team

Advanced Dual VertiCross convection system for faster preheats and consistent cooking across all racks

Gourmet feature has menu of presets that automatically controls cooking of popular meals

Interactive color touchscreen for advanced cooking control

Can be installed flush with surrounding cabinetry for integrated look

Enhanced interior views with triple-pane glass and three halogen lights

145 L capacity to handle multiple dishes at once

10 cooking modes for predictably delicious results (Convection, Roast, Bake, Grill, Convection Roast, Stone, Gourmet, Warm, Proof and Dehydrate)

Stainless steel, handleless design for Wolf performance at its sleekest

ACCESSORIES

Broiler pan

Multi-function pan

Dual installation kit

Accessories available through an authorized dealer.

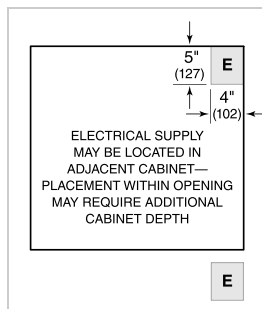
For local dealer information, visit subzero-wolf.com/locator.



PRODUCT-SPECIFICATIONS

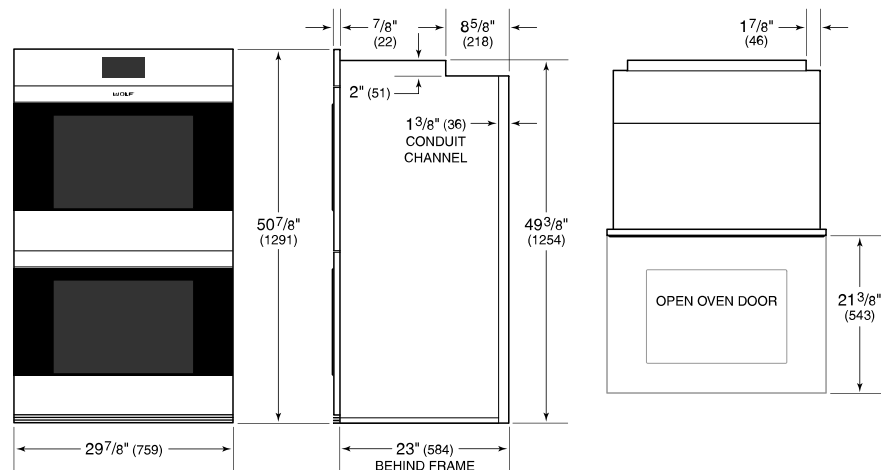
model	ICBDO30CM/S
dimensions	759mmW x 1292mmH x 584mmD
Oven 1 Interior Dimensions	641mmW x 448mmH x 506mmD
Oven 2 Interior Dimensions	641mmW x 448mmH x 506mmD
Overall Capacity	145 L
Door Clearance	543mm
weight	211 kg
electrical-supply	220-240 VAC; 50/60 Hz
electrical-service	8.4-9.6 kW

ELECTRICAL

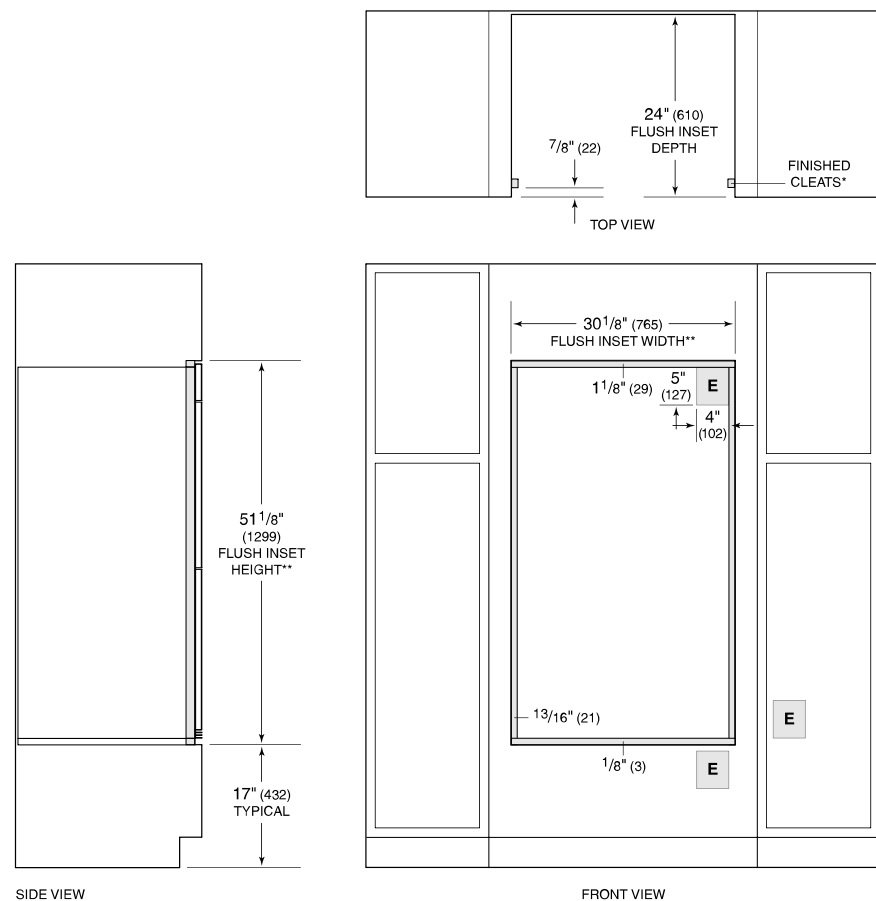


NOTE: Dimensions in parenthesis are in millimeters unless otherwise specified

DIMENSIONS



FLUSH INSTALLATION



*1" (25) minimum depth. Shaded areas will be visible and should be finished to match cabinetry.
 **Dimension provides minimum reveals.
NOTE: Location of electrical supply within opening may require additional cabinet depth.