

ICBBW-30/S



## FEATURES

Rigorously tested to ensure decades of use

Exceptional support from Customer Care team

Two independent temperature zones hold reds and whites at proper serving temperature

Dual evaporators for constant, moderate humidity so corks don't dry out

UV-resistant glass door protects against premature wine aging

Textured roller-glide shelves for access without agitating wine

Brighter LED lighting makes finding bottles easy

Intuitive control panel keeps temps within one degree of set point

Home security system connection

Inventory tile system for better organization

Star-K compliant

Stainless steel for a classic Sub-Zero look

## ACCESSORIES

Cherrywood humidor

Bulk storage drawer

Wine inventory tiles

Wine inventory tiles -writable

Dessert wine rack

Flush inset 76 cm pro louvered grille panel

Flush inset 76 cm solid stainless steel grille panel

Flush inset stainless steel front panel with pro handle

Flush inset stainless steel front panel with tubular handle

Lock kit

Stainless steel kickplate - RH

Stainless steel kickplate - LH

Stainless steel side panel

White side panel

Dual installation kit with or without dual wide grille—213 cm finished height

Built-in custom side panel mounting kit

90° door stop

Accessories are available through an authorized dealer.  
For local dealer information, visit [subzero-wolf.com/locator](http://subzero-wolf.com/locator).



## HANDLE OPTIONS

PRO



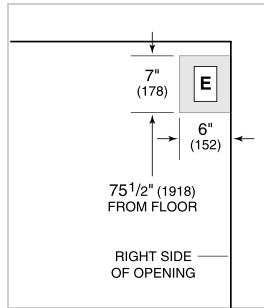
TUBULAR



**PRODUCT-SPECIFICATIONS**

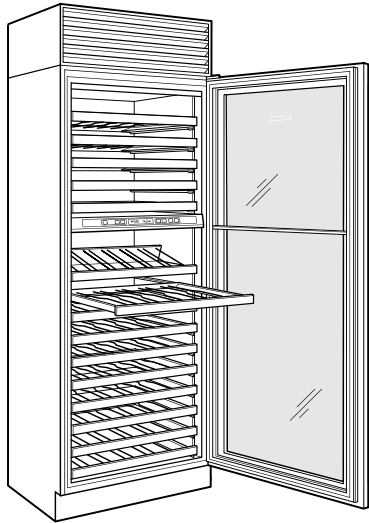
model	ICBBW-30/S
dimensions	762mmW x 2134mmH x 610mmD
door-clearance	796mm
weight	202 kg
electrical-supply	220-240 VAC; 50/60 Hz
electrical-service	≤ 2 A
wine-storage-capacity	146 Bottles
receptacle	3-prong grounding-type

**ELECTRICAL**



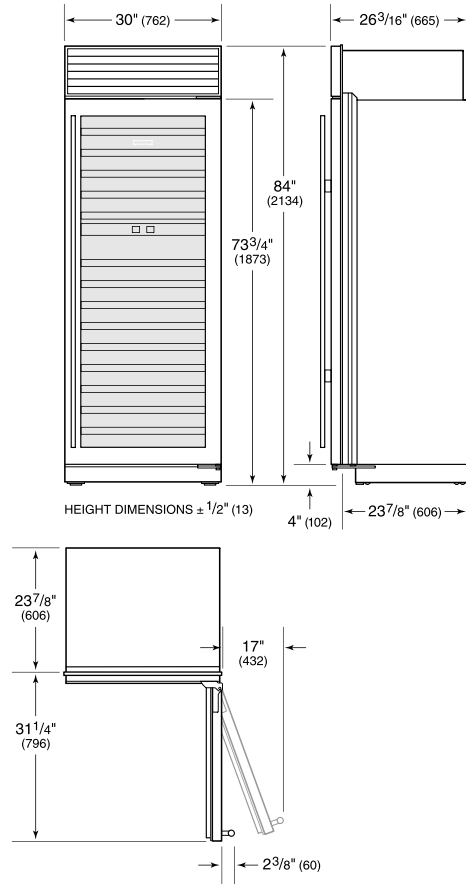
NOTE: Dimensions in parenthesis are in millimeters unless otherwise specified

**INTERIOR-VIEW**

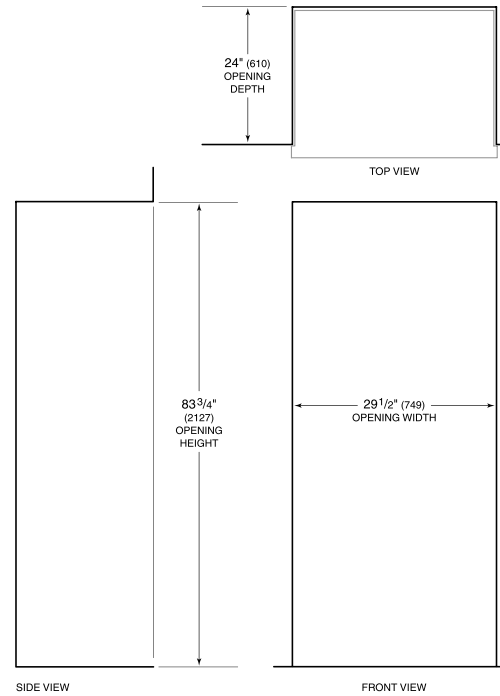


This illustration is intended for interior reference only and may not represent the exterior of the model being specified.

**DIMENSIONS**



**STANDARD INSTALLATION**



NOTE: Shaded line represents profile of unit.